

INDEPENDENT AUDITOR'S REPORT

TO THE MEMBERS OF SITI SIRI DIGITAL NETWORK PVT. LTD.
Report on the Standalone Financial Statements

Qualified Opinion

1. We have audited the accompanying standalone financial statements of **SITI SIRI DIGITAL NETWORK PVT. LTD.** ("the Company"), which comprise the Balance Sheet as at 31st March 2022, the Statement of Profit and Loss (including other comprehensive income), the Statement of Cash Flows and the Statement of changes in Equity for the year then ended, and a summary of the significant accounting policies and other explanatory information.

2. In our opinion and to the best of our information and according to the explanations given to us, *except for the effects of the matters described in Basis of Qualified Opinion section of our report*, the aforesaid standalone financial statements give the information required by the Companies Act, 2013 ('Act') in the manner so required and give a true and fair view in conformity with the accounting principles generally accepted in India including Indian Accounting Standards ('Ind AS') specified under section 133 of the Act, of the state of affairs (financial position) of the Company as at 31 March 2022, and its loss (financial performance including other comprehensive income), its cash flows and the changes in equity for the year ended on that date.

Basis for Qualified Opinion


3. The Company's 'Revenue from Operations' includes broadcasters' share in subscription income from pay channels, which has correspondingly been presented as an expense which is not in accordance with the requirements of Ind AS 115, 'Revenue from contracts with customers'. Had the management disclosed the same on net basis, the 'Revenue from Operations' and the 'Pay channel, carriage sharing and related cost' each would have been lower by Rs.1037.59 millions for the year ended 31 March 2022, while there would have been no impact on the net loss for the year ended 31 March 2022.

4. We conducted our audit in accordance with the Standards on Auditing specified under section 143(10) of the Act. Our responsibilities under those standards are further described in the Auditor's Responsibilities for the Audit of the Financial Statements section of our report. We are independent of the Company in accordance with the Code of Ethics issued by the Institute of Chartered Accountants of India ('ICAI') together with the ethical requirements that are relevant to our audit of the financial statements under the provisions of the Act and the rules there under, and we have fulfilled our other ethical responsibilities in accordance with these requirements and the Code of Ethics. We believe that the audit evidence we have obtained is sufficient and appropriate to provide a basis for our opinion.

Material Uncertainty Related to Going Concern

5. We draw attention to the following matter in the Notes to the financial statements:-

- a) Note no. 1.3 -k of the notes to the financial statements which indicates that the Company has accumulated losses and its net worth has been fully / substantially eroded. However



for the reasons stated in the note no. 1.3-k regarding long term corporate strategies and support from the holding company/promoters, the financial statements of the Company have been prepared on a going concern basis.

Our opinion is not modified in respect of the matter.

Information other than the Financial Statements and Auditor's Report thereon

6. The Company's Board of Directors is responsible for the other information. The other information comprises the information included in the Annual Report, but does not include the financial statements and our auditor's report thereon.

Our opinion on the financial statements does not cover the other information and we do not express any form of assurance conclusion thereon.

In connection with our audit of the financial statements, our responsibility is to read the other information and, in doing so, consider whether the other information is materially inconsistent with the financial statements or our knowledge obtained in the audit or otherwise appears to be materially misstated. If, based on the work we have performed, we conclude that there is a material misstatement of this other information, we are required to report that fact. We have nothing to report in this regard.

Responsibilities of Management for the Standalone Financial Statements

7. The Company's Board of Directors is responsible for the matters stated in Section 134(5) of the Companies Act, 2013 ("the Act") with respect to the preparation of these standalone financial statements to give a true and fair view of the financial position, financial performance including other comprehensive income, cash flows and changes in equity of the Company in accordance with the accounting principles generally accepted in India, including the Indian Accounting Standards (Ind AS) prescribed under Section 133 of the Act, read with relevant rules issued there under. This responsibility also includes maintenance of adequate accounting records in accordance with the provisions of the Act for safeguarding of the assets of the Company and for preventing and detecting frauds and other irregularities; selection and application of appropriate accounting policies; making judgments and estimates that are reasonable and prudent; and design, implementation and maintenance of adequate internal financial controls, that were operating effectively for ensuring the accuracy and completeness of the accounting records, relevant to the preparation and presentation of the financial statements that give a true and fair view and are free from material misstatement, whether due to fraud or error.

8. In preparing the financial statements, management is responsible for assessing the Company's ability to continue as a going concern, disclosing, as applicable, matters related to going concern and using the going concern basis of accounting unless management either intends to liquidate the Company or to cease operations, or has no realistic alternative but to do so.

9. Those Board of Directors are also responsible for overseeing the Company's financial reporting process.

Auditor's Responsibilities for the Audit of the Financial Statements

10. Our objectives are to obtain reasonable assurance about whether the financial statements as a whole are free from material misstatement, whether due to fraud or error, and to issue an auditor's report that includes our opinion. Reasonable assurance is a high level of assurance, but is not a guarantee that an audit conducted in accordance with Standards on Auditing will always detect a material misstatement when it exists. Misstatements can arise from fraud or error and are considered material if, individually or in the aggregate, they could reasonably be expected to influence the economic decisions of users taken on the basis of these financial statements.



11. As part of an audit in accordance with Standards on Auditing, we exercise professional judgment and maintain professional skepticism throughout the audit. We also:

- Identify and assess the risks of material misstatement of the financial statements, whether due to fraud or error, design and perform audit procedures responsive to those risks, and obtain audit evidence that is sufficient and appropriate to provide a basis for our opinion. The risk of not detecting a material misstatement resulting from fraud is higher than for one resulting from error, as fraud may involve collusion, forgery, intentional omissions, misrepresentations, or the override of internal control.
- Obtain an understanding of internal control relevant to the audit in order to design audit procedures that are appropriate in the circumstances. Under section 143(3)(i) of the Act, we are also responsible for explaining our opinion on whether the company has adequate internal financial controls system in place and the operating effectiveness of such controls.
- Evaluate the appropriateness of accounting policies used and the reasonableness of accounting estimates and related disclosures made by management.
- Conclude on the appropriateness of management's use of the going concern basis of accounting and, based on the audit evidence obtained, whether a material uncertainty exists related to events or conditions that may cast significant doubt on the Company's ability to continue as a going concern. If we conclude that a material uncertainty exists, we are required to draw attention in our auditor's report to the related disclosures in the financial statements or, if such disclosures are inadequate, to modify our opinion. Our conclusions are based on the audit evidence obtained up to the date of our auditor's report. However, future events or conditions may cause the Company to cease to continue as a going concern.
- Evaluate the overall presentation, structure and content of the financial statements, including the disclosures, and whether the financial statements represent the underlying transactions and events in a manner that achieves fair presentation.


12. We communicate with those charged with governance regarding, among other matters, the planned scope and timing of the audit and significant audit findings, including any significant deficiencies in internal control that we identify during our audit.

13. We also provide those charged with governance with a statement that we have complied with relevant ethical requirements regarding independence, and to communicate with them all relationships and other matters that may reasonably be thought to bear on our independence, and where applicable, related safeguards.

14. From the matters communicated with those charged with governance, we determine those matters that were of most significance in the audit of the financial statements of the current period and are therefore the key audit matters. We describe these matters in our auditor's report unless law or regulation precludes public disclosure about the matter or when, in extremely rare circumstances, we determine that a matter should not be communicated in our report because the adverse consequences of doing so would reasonably be expected to outweigh the public interest benefits of such communication.

Report on Other Legal and Regulatory Requirements

15. As required by 'the Companies (Auditor's Report) Order, 2020, issued by the Central Government of India in terms of sub-section (11) of section 143 of the Act (hereinafter referred to as the "Order"), and on the basis of such checks of the books and records of the Company as we considered appropriate and according to the information and explanations given to us, we give in the **Annexure A** a statement on the matters specified in paragraphs 3 and 4 of the Order.



16. As required by Section 143 (3) of the Act, we report that:

(a) We have sought and {except for the effects of the matters described in the Basis for Qualified Opinion section} obtained all the information and explanations which to the best of our knowledge and belief were necessary for the purposes of our audit.

(b) {except for the effects of the matter described in the Basis for Qualified Opinion section} in our opinion, proper books of account as required by law have been kept by the Company so far as it appears from our examination of those books.

(c) The Balance Sheet, the Statement of Profit and Loss, the Statement of Cash Flows and the statement of changes in equity dealt with by this Report are in agreement with the books of account.

(d) {except for the effects of the matters described in the Basis for Qualified Opinion section} in our opinion, the aforesaid standalone financial statements comply with the Accounting Standards specified under Section 133 of the Act, read with relevant rule issued there under.

(e) On the basis of the written representations received from the directors as on 31st March 2022 taken on record by the Board of Directors, none of the directors is disqualified as on 31st March 2022 from being appointed as a director in terms of Section 164 (2) of the Act.

(f) With respect to the adequacy of the internal financial controls over financial reporting of the Company and the operating effectiveness of such controls, refer to our separate Report in **Annexure B**.

(g) With respect to the other matters to be included in the Auditors' Report in accordance with Rule 11 of the Companies (Audit and Auditors) Rules, 2014, in our opinion and to the best of our knowledge and belief and according to the information and explanations given to us:

- i. The Company has disclosed the impact, if any, of pending litigations as at 31st March 2022 on its financial position in its standalone financial statements – Refer Note no. 1.3. c – of the notes to the financial statements;
- ii. the Company did not have any long-term contracts including derivative contracts for which there were any material foreseeable losses;
- iii. There were no amounts which were required to be transferred to the Investor Education and Protection Fund by the Company.

For Subhash C. Gupta & Co.

Chartered Accountants

Firm's Registration No.: 004103N

Lokesh Gupta

(Partner)

Membership No.: 503853



Place : New Delhi

Date : 20.05.2022

Annexure A to Independent Auditors' Report

Referred to in paragraph 15 of the Independent Auditors' Report of even date to the members of SITI SIRI DIGITAL NETWORK PVT. LTD. on the standalone financial statements for the year ended 31st March 2022.

Based on the audit procedures performed for the purpose of reporting a true and fair view on the financial statements of the Company and taking into consideration the information and explanations given to us and the books of account and other records examined by us in the normal course of audit, we report that:

(i) (a) A) The Company has maintained proper records showing full particulars, including quantitative details and situation of fixed assets *except for Set Top Boxes capitalized/installed at customer premises.*

B)) The Company has no intangible assets hence the clause is not applicable.

(b) According to the information and explanations given to us the fixed assets (*other than Set top boxes installed at customer premises and those in transit or lying with the distributors/cable operators and distribution equipment comprising overhead and underground cables physical verification of which is infeasible owing to the nature and location of these assets*) have been physically verified by the management during the year in a phased periodical manner which, in our opinion, is reasonable, having regard to the size of the Company and nature of the assets. No material discrepancies were noticed on such verification.

(c) Since the company does not own any immovable properties the provisions of the said clause of the Order are not applicable.

(d) The company has not revalued any of its property, plant and equipment and intangible assets during the year ended March 31, 2022.

(e) No proceedings have been initiated during the year or are pending against the company as at March 31, 2022 for holding any benami property under the Benami Transactions (Prohibition) Act, 1988 (as amended in 2016) and the rules made there under.

(ii) (a) The company does not have any inventory. Accordingly, the provisions of clause 3(ii) of the Order are not applicable.


(b) The company has not been sanctioned any working capital limit from banks or financial institutions on the basis of security of current assets at any point of time during the year hence reporting under clause 3(ii)(b) of the Order is not applicable.

(iii) The Company has granted unsecured loan/advances of Rs.2.41 crores (P.Y.Rs.3 crores) to a fellow subsidiary company during the financial year. The year end balance of the said loan/advance is Rs.5.73 crores (P.Y.Rs.3.02 crores).



- (b) In our opinion and according to the information given to us the terms and conditions of the such loans are not prima facie prejudicial to the interests of the company.
- (c) No repayment schedule have been fixed for the advance given by the company and there has been no repayment of loan and interest during the year.
- (d) As per the terms of agreement of the said loans/advance is repayable on demand and during the year company has not demanded any repayment of the principal amount and interest Accordingly, reporting under clause 3(iii)(d) & 3(iii)(e) of the order does not arise.
- (e) During the year further loan/advance of Rs. 2.41 crores has been granted to the fellow subsidiary, as per the terms of the agreement the said loans/advance is repayable on demand.
- (f) The said loan/ advance has been granted to a fellow subsidiary company and is repayable on demand. There is no other loans/ advances granted by the company except mentioned in 3(iii)(a) during the year.
- (iv) In our opinion and according to the information given to us , the company has complied with the provisions of section 185 and 186 of the act with respect to the loans and advance made.
- (v) To the best of our knowledge & according to the information and explanations given to us the Company has not accepted any deposits within the meaning of Sections 73 to 76 of the Act and the Companies (Acceptance of Deposits) Rules, 2014 (as amended). Accordingly, the provisions of clause 3(v) of the Order are not applicable.
- (vi) We have broadly reviewed the books of account maintained by the Company pursuant to the Rules made by the Central Government for the maintenance of cost records under sub-section (1) of the Section 148 of the Act in respect of company's services and are of the opinion that, prima facie, the prescribed accounts and records have been made and maintained. However, we have not made a detailed examination of the cost records with a view to determine whether they are accurate or complete.
- (vii)(a) To the best of our knowledge and according to the information and explanations given to us the Company is regular in depositing undisputed statutory dues including provident fund, employees' state insurance, income-tax, GST, duty of customs, duty of excise and other material statutory dues as applicable, with the appropriate authorities. Further according to the information and explanation given to us, no undisputed amounts payable in respect thereof were outstanding at the year-end for a period of more than six months from the date they become payable.
- (b) There are no dues in respect of income-tax, GST, duty of customs, duty of excise, value added tax etc that have not been deposited with the appropriate authorities on account of any dispute except for:-

Name of Statute	Nature of Dues	Amount Involved Rs.	Forum/ where the dispute is pending	period
AP-VAT	VAT	4,69,19,520	Tribunal, Department, Ap	VAT Vizag,
AP-VAT	VAT Penalty	1,17,29,880	Tribunal,	VAT




			Department, Vizag, Ap
AP-VAT	VAT	31,88,219	Appellate Deputy Commissioner (ADC), Telangana.
AP-VAT	VAT	2,25,80,273	High Court
AP-VAT	VAT Penalty	56,45,068	High Court

- (viii) There were no transactions relating to previously unrecorded income that were surrendered or disclosed as income in the tax assessments under the Income Tax Act, 1961 during the year. Hence clause 3(viii) of the Order is not applicable to the company.
- (ix) (a) The Company did not have any loans or borrowings from any lender during the year. Accordingly, clause 3(ix)(a) of the Order is not applicable.
- (b) According to the information and explanations provided to us, the company has not been is a declared willful defaulter by any bank or financial institution or government or government authority.
- (c) The Company has not taken any term loan during the year and there are no unutilized term loans at the beginning of the year hence the reporting under clause 3(ix) c) is not applicable to the company.
- (d) According to the information and explanations given to us and the procedures performed by us, and on an overall examination of the financial statements of the company, we report that no funds raised on short term basis have been used for long term purposes by the company.
- (e) According to the information and explanations given to us and on an overall examination of the financial statements of the company, the Company has not taken any funds from any entity or person on account of or to meet the obligations of its subsidiaries or associate companies. Accordingly, reporting under clause 3(ix)(e) of the order does not arise.
- (f) The company does not hold any investment in any subsidiary, associates or joint venture (as defined under the Companies Act 2013) during the year ended March 31, 2022. Hence clause 3(ix) (f) of the Order is not applicable.
- (x) (a)The company has not raised any funds during the year from initial public offer or further public offer. Accordingly, reporting under clause 3(x)(a) of the order does not arise.
- (b) According to the information and explanations given to us and on the basis of our examination of the records of the company, the Company has not made any preferential allotment or private placement of shares or convertible debentures (fully, partially or optionally convertible) during the year hence the clause 3(x)(b) of the Order is not applicable.
- (xi) (a) Based upon the audit procedures performed for the purpose of reporting true and fair view of the financial statement and as per the information and explanations given




- by the management, we report that no fraud on or by the Company has been noticed or reported during the course of our audit.
- (b) During the year, no report under sub-section (12) of section 143 of the Act has been filed in Form ADT – 4 as prescribed under Rule 13 of Companies (Audit and Auditors) Rules, 2014 with the Central Government.
- (c) As represented to us by the Management there have been no whistle blower complaints received by the Company during the year.
- (xii) Since the company is not a Nidhi company the provisions of clause 3(xii) of the order are not applicable.
- (xiii) As per the information and explanation provided to us, all the transactions with the related parties are in compliance with section 177 and 188 of Companies Act, 2013 where applicable and the details have been disclosed in the Financial Statements etc., as required by the applicable accounting standards.
- (xiv) (a) In our opinion and based on our examination, the company does not have an internal audit system commensurate with the size and nature of its business and is not required to have an internal audit system as per the provisions of section 138 of the Companies Act, 2013.
- (b) Since the company is not required to have the internal audit system hence the clause 3(xiv)(b) is not applicable to the company.
- (xv) According to the information and explanation provided to us the company has not entered into any non-cash transactions with directors or persons connected with him during the year accordingly the provisions of clause 3(xv) of the order are not applicable
- (xvi) (a) In our opinion and according to the information and explanation provided to us the company is not required to be registered u/s 45-IA of the Reserve Bank of India Act, 1934.Hence reporting under clause 3(xvi)(a), (b) and (c) of the Order is not applicable.
- (b) In our opinion, there is no Core Investment Company within the group as defined in the core investment Companies(Reserve Bank) Directions,2016 and accordingly, the requirement to report on clause 3(xvi)(d) of the Order is not applicable to the Company.
- (xvii) The Company has not incurred cash losses in the current year and immediately preceding financial year.
- (xviii) There has been no resignation of the statutory auditors during the year and accordingly, requirement to report on Clause3(xviii) of the Order is not applicable to the Company.
- (xix) The Company's accumulated losses of Rs.2.31 crores (P.Y. Rs.Nil) as at the end of the current financial year is more than hundred percent of its net worth. The net worth of the Company has been fully eroded. Given the long term corporate strategies and support from the Holding Company/promoters, the Company has followed the




fundamental accounting assumption of 'Going concern' for preparation of financials for the year ended 31 March 2022. In the opinion of the Board of Directors of the Company, the Company will meet all its financial obligation as they fall due for payment for at least 12 months from the date of signature of these financial statements.

- (xx) In our opinion and according to the information and explanation provided to us the company is not required to be registered u/s 45-IA of the Reserve Bank of India Act, 1934.

For Subhash C. Gupta & Co.
Chartered Accountants
Firm's Registration No.: 004103N


Lokesh Gupta
(Partner)
Membership No.: 503853



Place : New Delhi
Date : 20.05.2022

Annexure B to Independent Auditors' Report

Referred to in paragraph 16 (f) of the Independent Auditors' Report of even date to the members of SITI SIRI DIGITAL NETWORK PVT. LTD. on the standalone financial statements for the year ended 31st March 2022.

Report on the Internal Financial Controls under Clause (i) of Sub-section 3 of Section 143 of the Act

1. We have audited the internal financial controls over financial reporting of SITI SIRI DIGITAL NETWORK PVT. LTD. ("the Company") as of 31st March, 2022 in conjunction with our audit of the standalone financial statements of the Company for the year ended on that date.

Management's Responsibility for Internal Financial Controls

2. The Company's management is responsible for establishing and maintaining internal financial controls based on "the internal control over financial reporting criteria established by the Company considering the essential components of internal control stated in the Guidance Note on Audit of Internal Financial Controls Over Financial Reporting issued by the Institute of Chartered Accountants of India (ICAI)". These responsibilities include the design, implementation and maintenance of adequate internal financial controls that were operating effectively for ensuring the orderly and efficient conduct of its business, including adherence to company's policies, the safeguarding of its assets, the prevention and detection of frauds and errors, the accuracy and completeness of the accounting records, and the timely preparation of reliable financial information, as required under the Companies Act'2013.

Auditors' Responsibility

3. Our responsibility is to express an opinion on the Company's internal financial controls over financial reporting based on our audit conducted in accordance with the Guidance Note on Audit of Internal Financial Controls Over Financial Reporting (the "Guidance Note") and the Standards on Auditing deemed to be prescribed under Section 143(10) of the Act to the extent applicable to an audit of internal financial controls, both applicable to an audit of internal financial controls and both issued by the ICAI. Those Standards and the Guidance Note require that we comply with ethical requirements and plan and perform the audit to obtain reasonable assurance about whether adequate internal financial controls over financial reporting was established and maintained and if such controls operated effectively in all material respects.
4. Our audit involves performing procedures to obtain audit evidence about the adequacy of the internal financial controls system over financial reporting and their operating effectiveness. Our audit of internal financial controls over financial reporting included obtaining an understanding of internal financial controls over financial reporting, assessing the risk that a material weakness exists, and testing and evaluating the design and operating effectiveness of internal control based on the assessed risk. The procedures selected depend on the auditor's judgement, including the assessment of the risks of material misstatement of the financial statements, whether due to fraud or error.



5. We believe that the audit evidence we have obtained is sufficient and appropriate to provide a basis for our audit opinion on the Company's internal financial controls system over financial reporting.

Meaning of Internal Financial Controls Over Financial Reporting

6. A company's internal financial control over financial reporting is a process designed to provide reasonable assurance regarding the reliability of financial reporting and the preparation of financial statements for external purposes in accordance with generally accepted accounting principles. A company's internal financial control over financial reporting includes those policies and procedures that (1) pertain to the maintenance of records that, in reasonable detail, accurately and fairly reflect the transactions and dispositions of the assets of the company; (2) provide reasonable assurance that transactions are recorded as necessary to permit preparation of financial statements in accordance with generally accepted accounting principles, and that receipts and expenditures of the company are being made only in accordance with authorisations of management and directors of the company; and (3) provide reasonable assurance regarding prevention or timely detection of unauthorised acquisition, use, or disposition of the company's assets that could have a material effect on the financial statements.

Inherent Limitations of Internal Financial Controls Over Financial Reporting


7. Because of the inherent limitations of internal financial controls over financial reporting, including the possibility of collusion or improper management override of controls, material misstatements due to error or fraud may occur and not be detected. Also, projections of any evaluation of the internal financial controls over financial reporting to future periods are subject to the risk that the internal financial control over financial reporting may become inadequate because of changes in conditions, or that the degree of compliance with the policies or procedures may deteriorate.

Qualified Opinion

8. According to the information and explanations given to us and based on our audit, the following material weakness has been identified in the operating effectiveness of the Company's internal financial controls with reference to financial statements as at 31 March 2022:

The Company's internal financial controls over preparation of financial statements with respect to presentation and disclosure of 'Revenue from operations' in accordance with the requirement of IndAS 115 'Revenue from contracts with customers', were not operating effectively which has resulted in a material misstatement in the amounts recognised as 'Revenue from operations' and 'Paychannel, carriage sharing and related costs' including the relevant disclosures in the standalone financial statements, while there is no impact on the net profit for the year ended 31 March 2022.


9. A 'material weakness' is a deficiency, or a combination of deficiencies, in internal financial controls with reference to financial statements, such that there is a reasonable possibility that a material misstatement of the company's annual or interim financial statements will not be prevented or detected on a timely basis.
10. In our opinion, the Company has, in all material respects, adequate internal financial controls with reference to financial statements as at 31 March 2022, based on the internal control over financial reporting criteria established by the Company considering the



essential components of internal control stated in the Guidance Note issued by the ICAI and *except for the effects of the material weakness described above* on the achievement of the objectives of the control criteria, the Company's internal financial controls with reference to financial statements were operating effectively as at 31 March 2022.

11. We have considered the material weakness identified and reported above in determining the nature, timing, and extent of audit tests applied in our audit of the standalone financial statements of the Company as at and for the year ended 31 March 2022, and the material weakness as mentioned in para 8 above, has affected our opinion on the standalone financial statements of the Company and we have issued a qualified opinion on the standalone financial statements.

For Subhash C. Gupta & Co.
Chartered Accountants
Firm's Registration No.: 004103N


Lokesh Gupta
(Partner)
Membership No.: 503853

Place : New Delhi
Date : 20.05.2022

SITI SIRI DIGITAL NETWORK PVT LTD.
Balance sheet as at March 31, 2022

	Notes	March 31, 2022 Rs.	March 31, 2021 Rs.
A. Assets			
1. Non-current assets			
Fixed assets			
(a) Property, plant and equipment	2	577,401,584	721,822,557
(b) Capital work-in-progress	2A	93,113,711	61,429,856
(c) Deferred Tax Asset	12	42,809,866	18,497,172
(d) Financial assets			
(i) Loans & Advances	3	867,940	867,940
Sub-total of Non-current assets		714,193,101	802,617,526
2. Current assets			
(a) Financial assets			
(i) Trade receivables	4	122,068,586	169,369,192
(ii) Cash and bank balances	5	125,460,996	201,486,321
(iii) Bank balances other than (ii) above	5A	30,000,000	-
(iv) Others Financial Assets	6	42,257,006	32,287,667
(b) Other current assets	7	131,213,112	136,047,853
Sub-total of Current assets		450,999,700	539,191,032
Total assets		1,165,192,801	1,341,808,558
B. Equity and liabilities			
Equity			
(a) Equity share capital	8	100,000	100,000
(b) Other equity	9	(22,752,214)	27,005,275
Sub-total - Equity		(22,652,214)	27,105,275
Liabilities			
1. Non-current liabilities			
(a) Financial liabilities			
(i) Long-term borrowings	10	744,900,000	744,900,000
(b) Provisions	11	1,200,980	990,817
(c) Deferred tax liability (net)	12	-	-
(d) Other non-current liabilities	13	-	-
Sub-total - Non-current liabilities		746,100,980	745,890,817
2. Current liabilities			
(a) Financial liabilities			
(i) Trade payables			
a) Total outstanding dues of micro enterprises and small enterprises, and	14	-	-
b) Total outstanding dues of creditors other than micro enterprises and small enterprises	14	365,023,966	488,956,320
(b) Other current liabilities	15	68,956,358	65,792,436
(c) Provisions	16	7,763,711	14,063,711
Sub-total of current liabilities		441,744,034	568,812,466
Total equity and liabilities		1,165,192,801	1,341,808,558
Summary of significant accounting policies	1		

The accompanying notes are an integral part of these financial statements.

This is the balance sheet referred to in our report of even date.

For Subhash C. Gupta & Co.

Chartered Accountants

Firm Regn No.-004103N


Lokesh Gupta

Partner

M. No-503853

Place: NEW Delhi

Date: 20 MAY 2022



For and on behalf of the Board of Directors of
Siti Siri Digital Network Pvt. Ltd.

Director
DIN

Director
DIN

VIJAY KALUR
08100962



SITI SIRI DIGITAL NETWORK PVT LTD.
Statement of profit and loss for the year ended March 31, 2022

	Notes	March 31, 2022 Rs.	March 31, 2021 Rs.
Revenue			
Revenue from operations	17	1,540,049,029	1,560,240,693
Other income	18	17,862,908	23,620,959
Total revenue		1,557,911,937	1,583,861,652
Expenses			
Purchases of traded goods	19	73,686,246	42,823,138
Carriage sharing, pay channel and related costs	20	1,037,598,062	987,820,535
Employee benefits expense	21	16,818,978	13,931,630
Finance costs	22	4,868,236	95,842
Depreciation and amortisation expenses	23	212,651,330	204,260,826
Other expenses	24	233,093,432	351,107,650
Total expenses		1,578,716,284	1,600,039,620
Profit before Exceptional items expenses		(20,804,347)	(16,177,968)
Exceptional items		44,871,904	-
Profit before tax		(65,676,251)	(16,177,968)
Tax Expenses			
Current Tax		7,600,000	13,900,000
Previous Year Tax		995,688	297,312
Deferred Tax		(24,312,694)	(19,295,945)
Total Profit/(Loss) for the period		(49,959,245)	(11,079,335)
Other Comprehensive income			
(i) Items that will not be reclassified to profit or loss			
(a) Remeasurement of the defined benefit (liabilities) / assets		(201,756)	(234,030)
Total Comprehensive Income/(loss) for the year		(49,757,489)	(10,845,305)
Profit/(Loss) per share after tax	25		
Basic		(4,995.92)	(1,107.93)
Diluted		(4,995.92)	(1,107.93)
Summary of significant accounting policies	1		

The accompanying notes are an integral part of these financial statements.

This is the statement of profit and loss referred to in our report of even date

For Subhash C. Gupta & Co.
Chartered Accountants
Firm Regn No.-004103N

Lokesh Gupta
Partner
M. No-503853

Place: New Delhi
Date: 20 MAY 2022

For and on behalf of the Board of Directors of
Siti Siri Digital Network Pvt. Ltd.

Director
DIN D. KRISHNA MOHAN RAO
00098362

Director
DIN VIJAY KALUR
08200962

SITI SIRI DIGITAL NETWORK PVT. LTD.
FORMERLY KNOWN AS SIRI DIGITAL NETWORK PVT. LTD.
CASH FLOW STATEMENT

PARTICULARS	Year ended March 31, 2022	Year ended March 31, 2021
	Amount in Rs.	Amount in Rs.
A CASH FLOW FROM OPERATING ACTIVITIES		
Net Income / (Loss) before Tax	(65,676,251)	(16,177,968)
Adjustments for :		
Depreciation	212,651,330	204,260,826
Loss(profit) on sale /disposal of assets	-	-
Provision for Doubtful Debts	-	(198,115)
Interest Expense	4,868,236	95,842
Profit/Loss on fair valuation of OCD	-	-
Income Tax paid	(995,688)	(40,000)
Provision for Taxation including Deferred Tax	16,712,694	5,395,945
comprehensive income recognised directly in retained earnings	201,756	234,030
Operating Profit before working capital changes	167,762,077	193,570,560
Decrease (Increase) in Trade Receivables	47,300,606	50,435,031
Decrease(Increase) in Long Terms L&A and Other non current assets	(24,312,694)	(18,497,172)
Decrease(Increase) in Short Terms L&A and Other current assets	(5,134,598)	30,288,950
Increase(Decrease) in Long Terms liabilities and provisions	210,163	(672,242)
Current Liabilities and Provisions	(127,068,432)	(205,209,768)
Net Cash Flow from Operating Activities	58,757,122	49,915,359
B CASH FLOW FROM INVESTING ACTIVITIES		
Purchase of Fixed Assets	(68,230,356)	(63,169,160)
Capital Work in progress	(31,683,855)	(7,102,215)
Sale of Fixed Assets	-	-
Net Cash utilised in Investing Activities	(99,914,211)	(70,271,375)
C CASH FLOWS FROM FINANCING ACTIVITIES		
Interest paid (Net)	(4,868,236)	(95,842)
Repayment of Long Term borrowings	-	-
Proceeds from Long term Borrowings	-	-
Proceeds from Share Application Money	-	-
Proceeds from Issue of Share Capital	-	-
Net Cash provided by Financing Activities	(4,868,236)	(95,842)
Net Increase in cash and cash equivalents during the year	(46,025,325)	(20,451,858)
cash and cash equivalents at beginning of year	201,486,321	221,938,178
Cash and Cash Equivalents at end of the Year	155,460,996	201,486,321

Note :

1 Component of Cash & cash Equivalents at the end of year

Cash In hand	8,970	26,105
Balances with Scheduled Banks in Current Accounts	125,452,026	201,460,216
FDR's with Bank	30,000,000	-
	155,460,996	201,486,321

As per our report of even date
For Subhash C. Gupta & Co.
Firm Regn No. 004103N
Chartered Accountants


Lokesh Gupta
Partner
M. No-503853

Place : New Delhi
Date : 20 MAY 2022



For Siti Siri Digital Network Pvt. Ltd.

Director
DIN 00098362
Name D. KRISHNA MOHAN RAO



(Signature)

Director
DIN 08100962
Name VIJAY KALUR

SITI SIRI DIGITAL NETWORK PVT LTD.

Statement of Changes in Equity

(a) Equity share capital


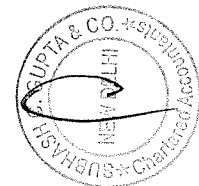
Balance at the beginning of the reporting period Balance
Changes in equity share capital during the year
Balance at the end of the reporting period

Amount in INR		Amount in INR	
As at March 31, 2022		As at March 31, 2021	
No. of Shares	Amount	No. of Shares	Amount
10,000	100,000	10,000	100,000
-	-	-	-
10,000	100,000	10,000	100,000

(b) Other equity

Atributable to the equity holders of the parent

Particulars	Reserves & Surplus		Equity portion of OCD conversion	Total	Non- Controlling Interests	Total Equity
	Retained earnings	Other items of other comprehensive income				
Balance at March 31, 2020	37,651,503	(58,236)	-	37,593,267	-	37,593,267
Profit/(Loss) for the year	(11,079,335)	-	-	(11,079,335)	-	(11,079,335)
Previous Year Mat Credit adjustments	257,312	-	-	257,312	-	257,312
Other comprehensive income for the year	-	234,030	-	234,030	-	234,030
Transfer from Deferred Activation Revenue to OCI	-	-	-	-	-	-
Total comprehensive income for the year	(10,822,023)	234,030	-	(10,587,993)	-	(10,587,993)
Add : Equity portion of OCD conversion	-	-	-	-	-	-
Balance at March 31, 2021	26,829,480	175,794	-	27,005,274	-	27,005,274
Profit/(Loss) for the year	(49,959,245)	-	-	(49,959,245)	-	(49,959,245)
Previous Year Mat Credit adjustments	-	-	-	-	-	-
Other comprehensive income for the year	-	201,756	-	201,756	-	201,756
Transfer from Deferred Activation Revenue to OCI	-	-	-	-	-	-
Total comprehensive income for the year	(49,959,245)	201,756	-	(49,757,489)	-	(49,757,489)
Add : Equity portion of OCD conversion	-	-	-	-	-	-
Balance at March 31, 2022	(23,129,764)	377,550	-	(22,752,214)	-	(22,752,214)



Handwritten signatures and initials.

SITI SIRI DIGITAL NETWORK PVT. LTD.

Note: 1 Company Overview and Significant Accounting Policies

1.1 Company Overview

- a. Siti Siri Digital Network Pvt. Ltd. (hereinafter referred to as the 'Company' or 'SSDN') was incorporated in the state of Andhra Pradesh, India. The Company is engaged in distribution of television channels through analogue and digital cable distribution network and allied services.
- b. **Basis of preparation**
These financial statements are prepared on going concern basis in accordance with Indian Accounting Standards (Ind AS) under the historical cost convention on accrual basis except for certain financial instruments which are measured at fair values as per the provisions of the Companies Act, 2013 ('Act') (to the extent notified). The Ind AS are prescribed under Section 133 of the Act read with Rule 3 of the Companies (Indian Accounting Standards) Rules, 2015 and Companies (Indian Accounting Standards) Amendment Rules, 2016.
Accordingly, the Company has prepared financial statements which comply with Ind AS applicable for periods ending on 31 March 2022, together with the comparative period as at and for the year ended 31 March 2021. Accounting policies have been consistently applied except where a newly issued accounting standard is initially adopted or a revision to an existing accounting standard requires a change in the accounting policy hitherto in use.

1.2 Summary of Accounting Policies

a. Use of estimate

The preparation of Company's standalone financial statements requires the use of accounting estimates which, by definition, will seldom equal the actual results. Management also needs to exercise judgement in applying the Company's accounting policies.

b. Foreign Currency Translation

Functional and presentation currency

The standalone financial statements are presented in currency INR, which is also the functional currency of the Company.

Foreign currency transactions are translated into the functional currency using the exchange rates prevailing at the dates of the transactions (spot exchange rate).

Foreign exchange gains and losses resulting from the settlement of such transactions and from the remeasurement of monetary items denominated in foreign currency at year-end exchange rates are recognised in profit or loss.

Non-monetary items are not retranslated at year-end and are measured at historical cost (translated using the exchange rates at the transaction date), except for non-monetary items measured at fair value which are translated using the exchange rates at the date when fair value was determined.

c. Revenue recognition

i.) Revenue is recognised when it is probable that the economic benefits will flow to the Company and it can be reliably measured.

ii.) Revenue is measured at the fair value of the consideration received/receivable net of rebates and taxes. The Company applies the revenue recognition criteria to each separately identifiable component of the sales transaction as set out below.

Revenue from rendering of Services

Subscription income is recognised on completion of services and when no significant uncertainty exists regarding the amount of consideration that will be derived.

Other networking and management income and carriage income are recognised on accrual basis over the terms of related agreements and when no significant uncertainty exists regarding the amount of consideration that will be derived. Carriage revenue recognition is done basis negotiations/formal agreement with broadcasters.

Advertisement income is recognised when the related advertisement gets telecasted and when no significant uncertainty exists regarding the amount of consideration that will be derived. Other advertisement revenue for slot sale is recognised on period basis.



Activation and set top boxes pairing charges are recognised as revenue to the extent it relates to pairing and transfer of the related boxes and when no significant uncertainty exists regarding the amount of consideration that will be derived and the upfront obligation is discharged. Where part of the revenues collected at the time of activation relates to future services to be provided by the Company, a part of activation revenue is deferred and recognized over the associated service contract period or customer life.

d. Borrowing Costs

Borrowing cost includes interest, amortization of ancillary costs incurred in connection with the arrangement of borrowings and exchange differences arising from foreign currency borrowings to the extent they are regarded as an adjustment to the interest cost.

Borrowing costs directly attributable to the acquisition, construction or production of a qualifying asset are capitalized during the period of time that is necessary to complete and prepare the asset for its intended use or sale. A qualifying asset is one that necessarily takes substantial period of time to get ready for its intended use. Capitalization of borrowing costs is suspended in the period during which the active development is delayed due to, other than temporary, interruption. All other borrowing costs are charged to the Statement of Profit and Loss as incurred.

e. Property, Plant and Equipment Recognition and initial measurement

Properties plant and equipment are stated at their cost of acquisition. The cost comprises purchase price (net of CENVAT Credit availed), borrowing cost if capitalization criteria are met and directly attributable cost of bringing the asset to its working condition for the intended use. Any trade discount and rebates are deducted in arriving at the purchase price.

When significant parts of plant and equipment are required to be replaced at intervals, the Company depreciates them separately based on their specific useful lives. Likewise, when a major inspection is performed, its cost is recognised in the carrying amount of the plant and equipment as a replacement if the recognition criteria are satisfied. All other repair and maintenance costs are recognised in statement of profit or loss as incurred.

Set top boxes are treated as part of capital work in progress till at the end of the month of activation thereof.

f. Subsequent measurement (depreciation and useful lives)

i.) Depreciation on property, plant and equipment is provided on the straight-line method, computed on the basis of useful lives prescribed in Schedule II to the Companies Act, 2013.

Type of assets	Useful Life (Years)
Computer	3.00
Office Equipments	5.00
Digital Equipment	8.00
Furniture & Fixtures	10.00
Set Top Boxes	8.00
Vehicles	8 to 10

ii.) Leasehold Improvements is amortised over the effective period of lease.

iii.) The residual values, useful lives and method of depreciation of are reviewed at each financial year end and adjusted prospectively, if appropriate.

De-recognition



An item of property, plant and equipment and any significant part initially recognised is derecognized upon disposal or when no future economic benefits are expected from its use or disposal. Any gain or loss arising on de-recognition of the asset (calculated as the difference between the net disposal proceeds and the carrying amount of the asset) is included in the income statement when the asset is derecognized.

g. Intangible Assets

Intangible assets acquired separately are stated at their cost of acquisition.

Subsequent measurement (Amortisation)

Cost of Intangible Assets are amortised under straight line method over the period of life.



h. Impairment of non-financial Assets

The Company assesses at each Balance Sheet date whether there is any indication that an asset may be impaired. If any such indication exists, the Company estimates the recoverable amount of the asset. If such recoverable amount of the asset or the recoverable amount of the cash-generating unit to which the asset belongs is less than its carrying amount, the carrying amount is reduced to its recoverable amount. The reduction is treated as an impairment loss and is recognized in the statement of profit and loss.

If at the reporting date, there is an indication that a previously assessed impairment loss no longer exists, the recoverable amount is reassessed and the asset is reflected at the recoverable amount subject to a maximum of depreciated historical cost and the same is accordingly reversed in the Statement of Comprehensive Income.

i. Investments and Other Financial Assets

Financial assets

Initial recognition and measurement

Financial assets and financial liabilities are recognised when the Company becomes a party to the contractual provisions of the financial instrument and are measured initially at fair value adjusted for transaction costs.

Financial assets and financial liabilities are offset and the net amount is reported in the Balance Sheet if there is a currently enforceable legal right to offset the recognised amounts and there is an intention to settle on a net basis, to realize the assets and settle the liabilities simultaneously.

All other debt instruments are measured at Fair Value through other comprehensive income or Fair value through profit and loss based on Company's business model.

De-recognition of financial liabilities

A financial liability is de-recognised when the obligation under the liability is discharged or cancelled or expires.

When an existing financial liability is replaced by another from the same lender on substantially different terms, or the terms of an existing liability are substantially modified, such an exchange or modification is treated as the de-recognition of the original liability and the recognition of a new liability. The difference in the respective carrying amounts is recognised in the statement of profit or loss.

Impairment of Financial Assets

In accordance with Ind-AS 109, the Company applies Expected Credit Loss (ECL) model for measurement and recognition of impairment loss for Financial Assets.

ECL is the difference between all contractual cash flows that are due to the Company in accordance with the contract and all the cash flows that the Company expects to receive. When estimating the cash flows, the Company consider the following –

- All contractual terms of the Financial Assets (including prepayment and extension) over the expected life of the assets.
- Cash flows from the sale of collateral held or other credit enhancements that are integral to the contractual terms.

Trade Receivables

As a practical expedient the Company has adopted 'simplified approach' for recognition of lifetime expected loss on trade receivables. The estimate is based on three years average default rates observed over the expected life of the trade receivables and is adjusted for forward-looking estimates. These average default rates are applied on total credit risk exposure on trade receivables at the reporting date to determine lifetime expected credit losses.

Other Financial Assets

For recognition of impairment loss on other Financial Assets and risk exposure, the Company determines whether there has been a significant increase in the credit risk since initial recognition and if credit risk has increased

j. Post-employment, long term and short term employee benefits

Defined contribution plans


Provident Fund

The Company pays provident fund contributions to publicly administered provident funds as per local regulations. The Company has no further payment obligations once the contributions have been paid. The contributions are accounted for as defined contribution plans and the contributions are recognised as employee benefit expense when they are due. Prepaid contributions are recognised as an asset to the extent that a cash refund or a reduction in the future payments is available.

Gratuity (Funded)

Actuarial gains and losses arising from past experience and changes in actuarial assumptions are credited or charged to the statement of other comprehensive income in the year in which such gains or losses are determined.

Other Employee Benefits



Compensated absences

Liability in respect of compensated absences becoming due or expected to be availed within one year from the pr date is recognised on the basis of undiscounted value of estimated amount required to be paid or estimated value of benefit expected to be availed by the employees. Liability in respect of compensated absences becoming due or expected to be availed more than one year after the Balance Sheet date is estimated on the basis of an actuarial valuation performed by an independent actuary using the projected unit credit method.

Actuarial gains and losses arising from past experience and changes in actuarial assumptions are charged to statement of profit and loss in the year in which such gains or losses are determined.

k. Taxation on Income

Tax expense recognised in profit or loss comprises the sum of deferred tax and current tax not recognised in other comprehensive income or directly in equity.

Calculation of current tax is based on tax rates and tax laws that have been enacted or substantively enacted by the end of the reporting period. Deferred income taxes are calculated using the liability method.

Deferred tax assets are recognised to the extent that it is probable that the underlying tax loss or deductible temporary difference will be utilised against future taxable income. This is assessed based on the Company's forecast of future operating results, adjusted for significant non-taxable income and expenses and specific limits on the use of any unused tax loss or credit. Deferred tax liabilities are generally recognised in full, although IAS 12 'Income Taxes' specifies limited exemptions. As a result of these exemptions the Company does not recognise deferred tax on temporary differences relating to goodwill, or to its investments in subsidiaries.

l. Provisions, contingent assets and contingent liabilities

Provisions are recognized only when there is a present obligation, as a result of past events, and when a reliable estimate of the amount of obligation can be made at the reporting date. These estimates are reviewed at each reporting date and adjusted to reflect the current best estimates. Provisions are discounted to their present values, where the time value of money is material.

Contingent liability is disclosed for:

- Possible obligations which will be confirmed only by future events not wholly within the control of the Company or
- Present obligations arising from past events where it is not probable that an outflow of resources will be required to settle the obligation or a reliable estimate of the amount of the obligation cannot be made.

Contingent Assets are disclosed when probable and recognised when realization of income is virtually certain.

m. Earning Per Share:

Basic earnings per share is calculated by dividing the net profit or loss for the period attributable to equity shareholders (after deducting preference dividends and attributable taxes) by the weighted average number of equity shares outstanding during the period. Partly paid equity shares are treated as a fraction of an equity share to the extent that they are entitled to participate in dividends relative to a fully paid equity share during the reporting period.

For the purpose of calculating diluted earnings per share, the net profit or loss for the period attributable to equity shareholders and the weighted average number of shares outstanding during the period are adjusted for the effects of all dilutive potential equity shares.

n. Leases

Finance leases

Finance leases, which effectively transfer to the lessee substantially all the risks and benefits incidental to ownership of the leased item, are capitalized at the lower of the fair value and present value of the minimum lease payments at the inception of the lease term and disclosed as leased assets. Lease payments are apportioned between the finance charges and reduction of the lease liability based on the implicit rate of return. Finance charges are charged directly against income. Lease management fees, legal charges and other initial direct costs are capitalized.



Operating leases

Where the Company is a lessee, payments on operating lease agreements are recognised as an expense on a straight-line basis over the lease term unless the payments are structured to increase in line with expected general inflation to compensate for the lessor's expected inflationary cost increases. Associated costs, such as maintenance and insurance, are expensed as incurred.

o. Significant management judgement in applying accounting policies and estimation uncertainty

Financial Statements are prepared in accordance with GAAP in India which require management to make estimates and assumptions that affect the reported balances of assets, liabilities and disclosure of contingent liabilities at the date of the financial statements and reported amounts of income & expenses during the periods. Although these estimates and assumptions used in accompanying Financial Statements are based upon management's evaluation of relevant facts and circumstances as of date of Financial Statements which in management's opinion are prudent and reasonable, actual results may differ from estimates and assumptions used in preparing accompanying Financial Statements. Any revision to accounting estimates is recognized prospectively from the period in which results are known/ materialise in accordance with applicable Accounting Standards.

Information about estimates and assumptions that have the most significant effect on recognition and measurement of assets, liabilities, income and expenses is provided below.

Significant Management Judgements

The following are significant management judgements in applying the Accounting Policies of the Company that have the most significant effect on the Financial Statements.

Recognition of Deferred Tax Assets - The extent to which deferred tax assets can be recognized is based on an assessment of the probability of the Company's future taxable income against which the deferred tax assets can be utilized.

Evaluation of indicators for Impairment of Assets - The evaluation of applicability of indicators of impairment of assets requires assessment of several external and internal factors which could result in deterioration of recoverable amount of the assets.

Property, Plant and Equipment - Management assess the remaining useful lives and residual value of property, Plant and Equipment and believes that the assigned useful lives and residual value are reasonable

Estimation Uncertainty- Information about estimates and assumptions that have the most significant effect on recognition and measurement of assets, liabilities, income and expenses is provided below.

1.3 ADDITIONAL NOTES TO THE FINANCIAL STATEMENTS

a. Earning per share:

	31.03.2022	31.03.2021
a) Profit/(Loss) after Tax	(49,959,244.50)	(11,079,335)
b) Weighted average No. of Ordinary Shares		
Basic	10,000.00	10,000
Diluted	10,000.00	10,000
c) Nominal Value of Ordinary Share	10	10
d) Earning per Ordinary share considering:		
Basic	(4,995.92)	(1,107.93)
Diluted	(4,995.92)	(1,107.93)

b. Auditor's Remuneration (Including Legal & professional Charges)

Particulars	2021-22	2020-21
Audit fees Rs.	90,000	90,000
Tax Audit Fees	40,000	40,000
Other Matter	45,430	33,500

c. Additional information


Contingent Liabilities not provided for on account of:

	2021-22	2020-21
VAT department	90,062,960	90,062,960
Director Remuneration	6,000,000	6,000,000
Earning In Foreign Currency	-	-
Remittances in Foreign Currency	-	-
Expenditure in Foreign Currency	28,262,993	-
CIF Value of Import	-	18,580,199



Handwritten signature

Handwritten signature



d. Commitments

Future commitments towards capital contributions - NIL

e. Segment Reporting

Segment Reporting as required by Indian Accounting Standard -108 issued by the Institute of Chartered Accountant of India is not applicable since the Company is in the business of providing Cable TV Services in one segment and there is no Geographical Segment.

f. Related Parties Disclosure:

List of Parties where control exists

i Ultimate Holding Company

Siti Networks Limited (Formerly known as Siti Cable Networks Limited)

ii Fellow Subsidiary Companies

Indinet Service Pvt. Ltd. (100% Subsidiary of ICNCL)
SITI KARNAL DIGITAL MEDIA NETWORK PRIVATE LIMITED
Siti Prime Uttaranchal Communication Pvt. Ltd.
Central Bombay Cable Network Limited.
Panchsheel Digital Communication Network Pvt. Ltd.
Bargachh Digital Communication Network Pvt. Ltd.
Siti Jai Maa Durge Communications Pvt. Ltd.
Siti Bhatia Network Entertainment Private Limited
Siti Krishna Digital Media Private Limited
Siti Jony Digital Cable Network Private Limited
Master Channel Community N/w Pvt. Ltd.
Siti Maurya Cable Net Pvt. Ltd. (Subsidiary of ICNCL)

SITI GLOBAL PVT. LTD.
Indian Cable Net Company Ltd.
Siti Jind Digital Network Pvt. Ltd.
Siti Vroadband Services Pvt. Ltd.
Sai Star Digital Media Pvt. Ltd.
Siti Vision Digital Media Pvt. Ltd.
Variety Entertainment Pvt. Ltd.
Siti Guntur Digital Network P. Limited
Siti Faction Digital Private Limited
Siticable Broadband South Ltd.
Wire & Wireless Tisai Satellite Ltd.
Central Bombay Cable Network Ltd

iii Key Managerial Personnel

KRISHAN MOHAN RAO DANDAMUDI-MANAGING DIRECTOR
SAI BABU POTLURI
POTLURI JAYANTH
SURYANARAYANA GUDURU
Yogesh Sharma
Sunil Kumar Maheshwari

SURESH KUMAR
MANOJ PHOOLCHAND AGARWAL
Sanjay Arya
Vjay Kalur
Vikram Singh Panwar

iv Other Related Parties

Mega Satellite Services Private Limited
3 Way Cable Communication Pvt. Ltd.
Singareni Home Entertainment Pvt. Ltd.

Lotus Broadband Private Limited
Divya Cable Network

Transactions with:

Holding Company- Siti Network Ltd.

	2021-22	2020-21
Operational Expenses Paid	4,602,126.00	6,925,181.00
Management Charges	-	87,418,286.00
Purchase of STB	15,764.48	-
Reimbursement of expenses	202,100.00	7,800.00
Feed Charges Received	10,027,103.00	5,891,577.00
Sale of STB	47,540,000.00	21,047,760.00

Fellow Subsidiary Companies

Master Channel Community N/w Pvt. Ltd.

Sale of STB	4,790,800	17,680,956
Purchase of STB	1,610,000	5,760,000
Feed Charges Received	4,275,000	4,108,379



Handwritten signature and circular stamp of SITI SURI DIGITAL NETWORK PRIVATE LIMITED.

Siti Vision Digital Media Private Limited

Sale of STB	18,864,000	3,710,260
-------------	------------	-----------

E-Net Entertainment Private Limited

Interest Income	3,464,919	230,548
Advance Given	24,001,179	30,000,000
Others	1,199	-

Transaction with - ZEEL, ZMCL

	2021-22	2020-21
Carriage fee / LCN incentive income during the year - ZEEL	26,113,814	14,490,805
Credit note issued during the year - ZMCL	-	105,570
Paychannel expense during the year - ZEEL	139,273,674	152,539,721

With Key Managerial Personnel

	2021-22	2020-21
Remuneration Paid	6,000,000	6,000,000

With other related parties

Commission Paid	61,156,343	65,826,139
-----------------	------------	------------

Outstanding as on 31.3.2022

Siti Networks Limited	8,974,029	84,963,076
Variety Entertainment Pvt. Ltd.	156,550,000	156,550,000

Advance receivable :-

E-Net Entertainment Pvt Ltd	57,334,218	30,230,548
-----------------------------	------------	------------

Sundry Creditors

OCD amount payable to SCNL	744,900,000	744,900,000
Divya Digital Network	-	2,900,000
Master Channel Community N/w Pvt. Ltd.	-	6,615,703
JV Commission Creditors	3,411,858	36,727,457

Trade Receivables

Zee Entertainment Enterprises Limited	1,289,588	17,005,446
Zee Media Corporation Limited	-	1
Master Channel Community Network Pvt Ltd	1,325,250	

Amount Payable to

POTLURI JAYANTH	-	-
D.K. Mohan	9,187	6,200

g. Optionally Convertible Debentures (OCD) has been fair valued as on 31st March, 2022 by the management and there is no change in the value of OCD compared to PY.

h. Pursuant to the Indian Accounting Standard for ' Taxes on Income' (Ind AS-12), deferred tax liability/assets at the balance sheet date is:

	2021-22	2020-21
Deferred tax liability / (Asset) on account of difference between book value of depreciable assets as per books of account and written down value as per Income Tax	(41,657,709.45)	(17,391,548)
Deferred tax assets on account of disallowance under section 43 B or allowed on payment basis.	1,152,156.95	1,105,624
Net Deferred Tax Assets/(Liabilities)	42,809,866.41	18,497,172



Handwritten signature and circular stamp of Siti Vision Digital Media Private Limited.

i. Financial risk management objectives and policies

The Company's activities expose it to a variety of financial risks, including market risk, credit risk and liquidity risk. The Company's primary risk management focus is to minimize potential adverse effects of market risk on its financial performance. The Company's risk management assessment and policies and processes are established to identify and analyse the risks faced by the Company, to set appropriate risk limits and controls, and to monitor such risks and compliance with the same. Risk assessment and management policies and processes are reviewed regularly to reflect changes in market conditions and the Company's activities. The Board of Directors is responsible for overseeing the Company's risk assessment and management policies and processes

a. Credit risk

Credit risk is the risk of financial loss to the Company if a customer or counterparty to a financial instrument fails to meet its contractual obligations, and arises principally from the Company's receivables from customers. Credit risk is managed through credit approvals, establishing credit limits and continuously monitoring the creditworthiness of customers to which the Company grants credit terms in the normal course of business. The Company establishes an allowance for doubtful debts and impairment that represents its estimate of incurred losses in respect of trade and other receivables and investments.

Credit risk management

Credit risk rating

The Company assesses and manages credit risk of financial assets based on following categories arrived on the basis of assumptions, inputs and factors specific to the class of financial assets.

- A: Low credit risk on financial reporting date
- B: High credit risk

The Company provides for expected credit loss based on the following:

Asset group	Basis of categorisation	Provision for expected credit loss
Low credit risk	Investment, Cash and	12 month expected credit loss
High credit risk	Trade receivables, security	Based on estimates

Based on business environment in which the Company operates, a default on a financial asset is considered when the counter party fails to make payments within the agreed time period as per contract. Loss rates reflecting defaults are based on actual credit loss experience and considering differences between current and historical economic conditions.

Credit rating	Particulars	31-Mar-22	31-Mar-21
A: Low credit risk	Investment, Cash and cash equivalents and other financial assets except security deposits and amount recoverable	197.72	337.53
B: High credit risk	Trade receivables, security deposits and amount recoverable	163.07	202.52

as at March 31, 2022


Particular	Estimated gross carrying amount at default	Expected credit losses	Rs. in million
			Carrying amount net of impairment provision
Trade receivables	122.07	2.12	119.95
Security deposits	0.87	-	0.87
Advances recoverable	42.26	-	42.26

as at March 31, 2021

Particular	Estimated gross carrying amount at default	Expected credit losses	Rs. in million
			Carrying amount net of impairment provision
Trade receivables	171.49	2.12	169.37
Security deposits	0.87	-	0.87
Advances recoverable	32.29	-	32.29

Reconciliation of loss allowance provision – Trade receivable, security deposit and accounts receivable

Loss allowance on March 31, 2020	2.32
Changes in loss allowance	0.20
Loss allowance on March 31, 2021	2.12
Changes in loss allowance	-
Loss allowance on March 31, 2022	2.12



(i) Trade and other receivables

The Company's exposure to credit risk is influenced mainly by the individual characteristics of each customer. The demographics of the customer, including the default risk of the industry and country in which the customer operates, also has an influence on credit risk assessment. Credit risk is managed through credit approvals, establishing credit limits and continuously monitoring the creditworthiness of customers to which the Company grants credit terms in the normal course of business. An impairment analysis is performed at each reporting date on an individual basis for major customers.

(ii) Financial assets that are neither past due nor impaired

Credit risk from balances with banks and financial institutions is managed by the Company's treasury department in accordance with the Company's assessment of credit risk about particular financial institution. None of the Company's cash equivalents, including term deposits (i.e., certificates of deposit) with banks, were past due or impaired as at 31 March 2022.

b. Liquidity risk

Liquidity risk is the risk that the Company will not be able to meet its financial obligations as they become due. The Company manages liquidity risk by maintaining adequate reserves, by continuously monitoring forecast and actual cash flows and matching the maturity profiles of financial assets and liabilities. The Company manages its liquidity risk by ensuring, as far as possible, that it will always have sufficient liquidity to meet its liabilities when due, under both normal and stressed conditions, without incurring unacceptable losses or risk to the Company's reputation.

as at March 31, 2022

Particulars	Amounts in Rs		
	Less than 1 year	1-5 year	Total
Borrowings	-	744,900,000	744,900,000
Trade payables	213,748,539	151,275,426	365,023,966

as at March 31, 2021

Particulars	Amounts in Rs		
	Less than 1 year	1-5 year	Total
Borrowings	-	744,900,000	744,900,000
Trade payables	265,233,180	223,723,140	488,956,320


c. Market risk

Market risk is the risk of loss of future earnings, fair values or future cash flows that may result from adverse changes in market rates and prices (such as interest rates, foreign currency exchange rates and commodity prices) or in the price of market risk-sensitive instruments as a result of such adverse changes in market rates and prices. Market risk is attributable to all market risk-sensitive financial instruments, all foreign currency receivables and payables and all short term and long-term debt. The Company is exposed to market risk primarily related to foreign exchange rate risk, interest rate risk and the market value of its investments. Thus, the Company's exposure to market risk is a function of investing and borrowing activities and revenue generating and operating activities in foreign currencies.

d. Interest rate risk

Interest rate risk is the risk that the fair value or future cash flows of a financial instrument will fluctuate because of changes in market interest rates. Long-term borrowings do not expose the company to risk of changes in interest rates as the Company had issued the same at 0%

- j.** In view of the nature of business, where the necessary documentary evidence does not support the payment made/expenses incurred, the same are accounted for on the basis of certification of the Management.
- k. Going Concern :-** The Company's accumulated losses of Rs. 23129764 /- as at the end of the current financial year is more than hundred percent of its net worth. The net worth of the Company has been fully eroded. Given the long term corporate strategies and support from the Holding Company/promoters, the Company has followed the fundamental accounting assumption of 'Going concern' for preparation of financials for the year ended 31 March 2022. In the opinion of the Board of Directors of the Company, the Company will meet all its financial obligation as they fall due for payment for at least 12 months from the date of signature of these financial statements
- l.** Trade receivables, Trade payables, Current liabilities, Expenses Recoverable/payable & other loans & Advances are subject to confirmation and reconciliation from the parties.
- m.** Information required as per the Micro, Small and Medium Enterprises Development Act, 2006 small Scale Industries.
The Company has identified Micro, Small and Medium Enterprises on the basis of information available. As at March 31, 2022 there are no dues to Micro, Small and Medium Enterprises that are reportable under the MSMED Act, 2006.



n. Siti Siri Digital Networks Pvt. Ltd. (hereinafter referred to as the 'Company') was incorporated in the state of Andhra Pradesh, India. The Company is engaged in distribution of television channels through digital cable distribution network and allied services. Effective February 01, 2019, the revised regulatory framework (hereinafter referred to as "Tariff Order 2017") released in March 2017 by the Telecom Regulatory Authority of India 'TRAI' for digital television services is applicable on the Company.



o. The company has calculated the benefits provided to employees as per accounting standards 15, are as under

Defined Benefit Plans

- a.) Gratuity Plan
b.) Leave Encashment

In accordance with Accounting Standards 15 (Revised), the actuarial valuation carried out in respect of the aforesaid defined benefit plans is based on the following assumption.

Actuarial Assumption	Leave Encashment	Employee Gratuity Fund
Discount Rate (Per annum)	7.25%	7.25%
Rate of Increase in compensation levels	5.00%	5.00%
Expected Rate of return on plan assets	-	-
Expected Average remaining working lives of employees	25	25
Change in obligation during the year ended 31st March, 2021		
Present Value of obligation as at 1st April, 2021	472,003	682,524
Acquisition adjustment	-	-
Interest cost	34,220	49,483
Past service cost	-	-
Current service cost	140,525	187,691
Curtailement cost/(Credit)	-	-
Settlement cost/(Credit)	-	-
Benefits paid	-	-
Actuarial (gain)/loss on obligation	(125,142)	(76,614)
Present value of obligation as at the end of period (31st March, 2022)	521,606	843,084
Change in fair value plan Assets	Nil	Nil
Movement in the liability recognized in the Balance		
Opening net liability (01.04.2021)	(472,003)	(682,524)
Expense as above	49,603	160,560
Benefits paid	-	-
Actual return on plan assets	-	-
Acquisition adjustment	-	-
Net assets/(Liability) recognised in Balance Sheet as provision (31.03.2022)	(521,606)	(843,084)
Expenses recognised in Profit and Loss Account		
Current service cost	140,525	187,691
Past service cost	-	-
Interest cost	34,220	49,483
Expected return on plan assets	-	-
Curtailement cost / (Credit)	-	-
Settlement cost / (credit)	-	-
Expenses recognized in the statement of profit & losses	174,745	237,174
Other comprehensive (income) / expenses (Remeasurement)		
Actuarial (gain)/loss - obligation	(125,142)	(76,614)
Actuarial (gain)/loss - plan assets	-	-
Total Actuarial (gain)/loss	(125,142)	(76,614)



Sensitivity Analysis

Significant actuarial assumptions for the determination of the defined benefit obligation are discount rate and expected salary increase rate. Effect of change in mortality rate is negligible. Please note that the sensitivity analysis presented below may not be representative of the actual change in the defined benefit obligation as it is unlikely that the change in assumption would occur in isolation of one another as some of the assumptions may be correlated. The results of sensitivity analysis are given below:

Sensitivity Analysis for Gratuity

Period	As on: 31/03/2022
Defined Benefit Obligation (Base)	843084 @ Salary Increase Rate : 5%, and discount rate : 7.00%
Liability with x% increase in Discount Rate	763205; x=1.00% [Change (10)%]
Liability with x% decrease in Discount Rate	939211; x=1.00% [Change 12%]
Liability with x% increase in Salary Growth Rate	940468; x=1.00% [Change 12%]
Liability with x% decrease in Salary Growth Rate	760960; x=1.00% [Change (10)%]
Liability with x% increase in Withdrawal Rate	858990; x=1.00% [Change 2%]
Liability with x% decrease in Withdrawal Rate	823871; x=1.00% [Change (2)%]

Sensitivity Analysis for Leave Encashment

Period	As on: 31/03/2022
Defined Benefit Obligation (Base)	521,606
Liability with x% increase in Discount Rate	470937; x=1.00% [Change (10)%]
Liability with x% decrease in Discount Rate	582545; x=1.00% [Change 12%]
Liability with x% increase in Salary Growth Rate	5,83338; x=1.00% [Change 12%]
Liability with x% decrease in Salary Growth Rate	4,69507; x=1.00% [Change (10)%]
Liability with x% increase in Withdrawal Rate	534626; x=1.00% [Change 2%]
Liability with x% decrease in Withdrawal Rate	506608; x=1.00% [Change (3)%]

p. Tax Expense

The major components of income tax for the year are as under:

	Rs. in million	
	Mar 31,2022	Mar 31,2021
Income tax related to items recognised directly in the		
Current tax - current year	7.60	13.90
Current tax - Previous year	1.00	0.30
Deferred tax charge / (benefit)	(24.31)	(19.30)
Total	-15.72	-5.10
Effective tax rate	23.93%	31.52%

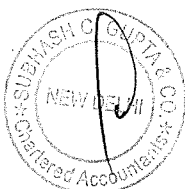
A reconciliation of the income tax expense applicable to the profit before income tax at statutory rate to the income tax expense at the Company's effective income tax rate for the year ended 31 March, 2022 and 31 March, 2021 is as follows:

Profit before tax	-65.68	-16.18
Effective tax rate	27.82%	27.82%
Tax at statutory income tax rate	7.60	13.90
Tax effect on non-deductible expenses	-	-
Additional allowances for tax purposes	-	-
Effect of tax on group companies incurring losses	-	-
Effect of tax rate difference of subsidiaries	-	-
Other differences	-15.72	-5.10
Tax expense recognised in the statement of profit and loss	-8.12	8.80


q. Fair value measurements

A. Financial instruments by category

	NOTES	Rs. millions	
		31-Mar-22	
		FVTPL	Amortised cost
Financial assets			
Bank deposits		-	-
Amount recoverable		-	-
Interest accrued and not due on fixed deposits		-	-
Security deposits		-	0.87
Unbilled revenues		-	42.26
Trade receivables		-	122.07
Investments (Current, financial assets)		-	30.00
Cash and cash equivalents		-	125.46
Total financial assets		-	320.65



[Handwritten signature]




Financial liabilities		
Borrowings (Non-current, financial liabilities)	-	744.90
Borrowings (Current, financial liabilities)	-	-
Payables for purchase of property, plant and equipment	-	-
Security deposits received from customer	-	-
Trade payables	-	365.02
Other financial liabilities (current)	-	-
Total financial liabilities	-	1,109.92

	Rs. millions	
	31-Mar-21	
	FVTPL	Amortised cost
Financial assets		
Bank deposits	-	-
Amount recoverable	-	-
Interest accrued and not due on fixed deposits	-	-
Security deposits	-	0.87
Unbilled revenues	-	32.29
Trade receivables	-	169.37
Investment (Current, financial assets)	-	-
Cash and cash equivalents	-	205.32
Other bank balances	-	-
Total financial assets	-	407.85
Financial liabilities		
Borrowings (non-current, financial liabilities)	-	744.90
Borrowings (Current, financial liabilities)	-	-
Payables for purchase of property, plant and equipment	-	-
Security deposits	-	-
Trade payables	-	488.96
Other financial liabilities (current)	-	-
Total financial liabilities	-	1,233.86

C. Fair value of financial assets and liabilities measured at amortised cost

	March 31, 2022	
	Carrying amount	Fair value
Financial assets		
Bank deposits	-	-
Amount recoverable	-	-
Interest accrued and not due on fixed deposits	-	-
Security deposits	0.87	0.87
Unbilled revenue	42.26	42.26
Trade receivables	124.19	122.07
Investments (Current, financial assets)	30.00	30.00
Cash and cash equivalents	125.46	125.46
Other bank balances	-	-
Total financial assets	322.78	320.65
Financial liabilities		
Borrowings (non-current, financial liabilities)	744.90	744.90
Borrowings (current, financial liabilities)	-	-
Payables for purchase of property, plant and equipment	-	-
Security deposits	-	-
Trade payables	365.02	365.02
Other financial liabilities (current)	-	-
Total financial liabilities	1,109.92	1,109.92



	March 31, 2021	
	Carrying amount	Fair value
Financial assets		
Bank deposits	-	-
Amount recoverable	-	-
Interest accrued and not due on fixed deposits	-	-
Security deposits	0.87	0.87
Unbilled revenue	32.29	32.29
Trade receivables	171.49	169.37
Cash and cash equivalents	205.32	205.32
Other bank balances	-	-
Total financial assets	409.97	407.85
Financial liabilities		
Borrowings (non-current, financial liabilities)	744.90	744.90
Borrowings (current, financial liabilities)	-	-
Payables for purchase of property, plant and equipment	-	-
Security deposits	-	-
Trade payables	488.96	488.96
Other financial liabilities (current)	-	-
Total financial liabilities	1,233.86	1,233.86

r. Previous period figures have been re-grouped / reclassified wherever necessary, to conform to current period's classification in order to comply with the requirements of the amended Schedule III of the Companies Act, 2013 effective from 01 April 2021.

s. Note 1 to 25 form an integral part of the accounts and have been duly authenticated.

t. Leases

Finance lease: Company as lessee

Particulars	2022		
	Amounts in Rs		
	Less than 1 year	1-5 year	Total
Lease payments	-	-	-
Finance charges	-	-	-

Operating lease : Company as a lessee

The Company has taken various commercial premises under operating leases. These leases have varying terms, escalation clauses and renewal rights. On renewal the terms of the leases are renegotiated. Rent amounting to Rs.1462125(March 31, 2021- Rs.1422000) has been debited to standalone statement of profit and loss during the year.

u. Capital management

Risk Management

The Company's objectives when managing capital is to safeguard continuity, maintain a strong credit rating and healthy capital ratios in order to support its business and provide adequate return to shareholders through continuing growth. The Company's overall strategy remains unchanged from previous year. The Company sets the amount of capital required on the basis of annual business and long-term operating plans which include capital and other strategic investments. The funding requirements are met through a mixture of equity, internal fund generation and other non-current borrowings. The Company's policy is to use current and non-current borrowings to meet anticipated funding requirements. The Company monitors capital on the basis of the gearing ratio which is net debt divided by total capital (equity plus net debt) . The Company is not subject to any externally imposed capital requirements. Net debt are non-current and current borrowings as reduced by cash and cash equivalents, other bank balances and current investments. Equity comprises all components including other comprehensive income.



A. M. S.

Particular	March 31, 2022	March 31, 2021
Cash and cash equivalents (refer note 5)	125,460,996	205,324,524
Current investments in deposits	30,000,000	-
Margin money	-	-
Total cash (A)	155,460,996	205,324,524
Borrowings (non-current, financial liabilities) (refer note 10)	744,900,000	744,900,000
Borrowings (current, financial liabilities) (refer note 15)	-	-
Current maturities of long-term borrowings (refer note 22)	-	-
Current maturities of finance lease obligations (refer note 22)	-	-
Total borrowing (B)	744,900,000	744,900,000
Net debt (C=B-A)	589,439,004	539,575,476
Total equity		
Total capital (equity + net debts) (D)	566,786,790	566,680,750
Gearing ratio (C/D)	1.04	0.95

v. **Exceptional items:** Pursuant to implementation of the Tariff Order 2017 and upon changes in agreements with customers & due to COVID-19 pandemic situation management has assessed the likelihood of recovery of trade receivables and has accordingly written off trade receivables amounting to Rs. 44.87 millions during the year.

w. The GST liabilities and Input credit of GST are subject to reconciliation.

x. Additional disclosures:-

i The new tariff order of Telecom Regulatory Authority of India (TRAI) was implemented from 1, 2019, as per the extended timelines. TRAI had further extended the timeline for subscribers to select channels. Owing to the initial delays in implementation of new tariff order, all the distribution platform operators (DPO) are in transition from previous regime to new regime and are in the process of implementation of contracts with the broadcasters and customers.

ii The Company does not have any transactions or relationships with any companies struck off under Section 248 of the Companies Act, 2013 or Section 560 of the Companies Act, 1956

iii The company does not have any charges or satisfaction which is yet to be registered with the Registrar of Companies beyond the statutory period.

iv The company has not been declared willful defaulter by any bank or financial institution or government or any government authority.

v There are no transactions that have been surrendered or disclosed as income during the year in the tax assessments under the Income Tax Act, 1961 which have not been recorded in the books of account.

As per our Report of even date
For Subhash C. Gupta & Co.
Chartered Accountants
Firm Regn. No. 004103N

Lokesh Gupta
Partner
M. No. 503853

Place: New Delhi

Date: 20 MAY 2022

For and on behalf of the Board
For Siti Siri Digital Network
Pvt. Ltd.

Director
DIN:

Director
DIN:

D. KRISHNA MOHAN RAO
00098362

VIJAY KALUR
08200962

Summary of significant accounting policies and other explanatory information for the year ended 31 March 2022


(All amounts in Rs. million, unless stated otherwise)

y. Financials Ratios

Sr. No.	Particulars	31 March 2022	31 March 2021	Change
i)	Current Ratio (A/B)	1.02	0.95	8%
	Current assets (A)	451.00	539.19	
	Current liabilities (B)	441.74	568.81	
ii)	Debt-equity ratio (A/B)	(32.88)	27.48	-220%
	Total Debt (A)	744.90	744.90	refer note 7 (a)
	Total equity (B)	(22.65)	27.11	
iii)	Debt-service coverage ratio (A/B)	0.26	0.25	5%
	Earnings available for debt services (i.e EBID)- (A)	196.72	188.18	
	Borrowings including finance cost (B)	744.90	744.90	
iv)	Return on equity ratio (A/B)	2.21	(0.41)	-640%
	Net profit for the year (A)	(49.96)	(11.08)	refer note 7 (b)
	Total equity (B)	(22.65)	27.11	
v)	Inventory turnover ratio (A/B)	NA	NA	NA
	Cost of goods sold (A)	-	-	
	Average inventory (B)	-	-	
vi)	Trade receivables turnover ratio (A/B)	10.57	18.42	-43%
	Revenue from operations (A)	1,540.05	1,560.24	refer note 7 (c)
	Average trade receivables (B)	145.72	84.68	
vii)	Trade payables turnover ratio (A/B)	3.15	4.03	-22%
	Credit purchases (A)	1,344.38	1,381.75	
	Average trade payables (B)	426.99	342.69	
viii)	Net capital turnover ratio (A/B)	2.13	2.02	5%
	Revenue from operations (A)	1,540.05	1,560.24	
	Capital employed or net assets (B)	723.45	773.00	
ix)	Net profit ratio (A/B)	(0.03)	(0.01)	357%
	Net profit after tax	(49.96)	(11.08)	refer note 7 (d)
	Revenue from operations	1,540.05	1,560.24	
x)	Return on capital employed (A/B)	(0.06)	(0.01)	339%
	Earning before interest but after taxes (A)	(45.09)	(10.98)	refer note 7 (e)
	Capital employed or net assets (B)	723.45	773.00	
xi)	Return on investment	(0.07)	(0.01)	382%
	Net profit after tax (A)	(49.96)	(11.08)	refer note 7 (f)
	Capital employed or net assets (B)	723.45	773.00	

Notes:

- Ratios relating to balance sheet items have been presented as at 31 March 2022 and 31 March 2021. Whereas, ratios relating to items of statement of profit and loss account has been presented for financial year ended 31 March 2022 and 31 March 2021.
- Net profit after tax excludes other comprehensive income
- Net assets is the total of equity share capital and other equity.
- Total debt comprise of borrowings from external lenders.
- Credit purchases comprise of purchases during the year and other expenses
- Earnings available for debt services comprise of earning before interest and depreciation.
- Reason for change by more than 25%
 - Declined due to higher accumulated losses due to current year loss due to which total equity has declined whereas there is no major movement in total debt.
 - Declined due to increase in loss for the year
 - Declined due to decrease in trade receivables
 - Increase due to higher loss after tax and lower revenue from operations in comparison to previous year.
 - Increase due to higher loss before interest but after taxes in comparison to previous year.
 - Increase due to higher loss after tax and higher accumulated losses in comparison to previous year.



[Handwritten signature]



SITI SIRI DIGITAL NETWORK PVT LTD.

Summary of significant accounting policies and other explanatory information for the year ended Mar 31, 2022

Note - 2 : Property Plant and Equipment



Tangible Assets	Vehicle	Computer	Digital Equipment	Office Equipment	EPABX and PRI for Call Center Asset	Furniture and Fixtures	Set Top Boxes	Leasehold Improvement	(Amounts in Rupees)	
									Total	Total
Gross carrying amount										
Gross carrying amount as at 1 April 2020	-	409,732	32,875,704	1,972,444	257,250	278,293	1,568,830,748	1,703,778		1,606,327,949
Additions during the year	2,753,041	99,143	133,000	107,973	-	27,056	60,048,947	-		63,169,160
Disposals										
Gross carrying amount as at Mar 31, 2021	2,753,041	508,875	33,008,704	2,080,417	257,250	305,349	1,628,879,695	1,703,778		1,669,497,109
Accumulated depreciation										
Gross carrying amount as at 1 April 2020		332,282	20,368,805	1,386,763	65,781	92,872	720,181,153	986,070		743,413,726
Depreciation charge during the year	149,909.00	66,698	4,118,502	257,487	85,750	28,772	199,212,953	340,755		204,260,826
Disposals										
Gross carrying amount as at Mar 31, 2021	149,909	398,980	24,487,307	1,644,250	151,531	121,644	919,394,106	1,326,825		947,674,552
Net carrying amount	2,603,132	109,895	8,521,397	436,167	105,719	183,705	709,485,589	376,953		721,822,557
Gross carrying amount										
Gross carrying amount as at 1 April 2021	2,753,041	508,875	33,008,704	2,080,417	257,250	305,349	1,628,879,695	1,703,778		1,669,497,109
Additions during the year		131,144	5,209,714.82	93,468	-	11,864	62,784,166			68,230,357
Disposals										
Gross carrying amount as at Mar 31, 2022	2,753,041	640,019	38,218,419	2,173,885	257,250	317,213	1,691,663,861	1,703,778		1,737,727,466
Accumulated depreciation										
Gross carrying amount as at 1 April 2021	18,000	332,996	342,987	-	357,411	425,895	93,000			
Depreciation charge during the year	149,909	398,980	24,487,307	1,644,250	151,531	121,644	919,394,106	1,326,825		947,674,552
Disposals	344,130	83,988	4,351,968	267,859	85,750	31,421	207,145,459	340,755		212,651,330
Gross carrying amount as at March 31, 2022	494,039	482,968	28,839,275	1,912,109	237,281	153,065	1,126,539,565	1,667,580		1,160,325,882
Net carrying amount	2,259,002	157,051	9,379,144	261,776	19,969	164,148	565,124,296	36,198		577,401,584

Note - 2A : Capital Work in Progress

FY 21-22	Amount in CWIP (Amount in Rupees) for a period of			Total (Amount in Rs.)
	Less than 1 year	1-2 years	More than 3 years	
Projects in progress	34,866,149	14,439,807	33,766,142	93,113,711
Projects temporarily suspended				

FY 20-21

CWIP	Amount in CWIP (Amount in Rupees) for a period of			Total (Amount in Rs.)
	Less than 1 year	1-2 years	More than 3 years	
Projects in progress	11,579,951	10,127,827	11,872,528	61,429,856
Projects temporarily suspended				



A. J. M. M.

[Signature]

3 Loans & Advances

	Mar 31, 2022	Mar 31, 2021
	Rs.	Rs.
Security deposits		
Unsecured, considered good	867,940.00	867,940
Doubtful	867,940.00	867,940.00
Less: Provision for doubtful security deposits	-	-
	<u>867,940.00</u>	<u>867,940.00</u>

4 Trade receivables


Particulars	Mar 31, 2022	Mar 31, 2021
	Rs.	Rs.
Trade Receivable - others	124,190,915	171,491,521
Trade Receivable - Related parties	-	-
Less: Expected Credit Loss Allowance	2,122,329	2,122,329
Total	<u>122,068,586</u>	<u>169,369,192</u>

As at 31 March 2022

Particulars	Unbilled	Not due	Outstanding for following periods from due date of payment				Total
			Less than 6 months	6 months - 1 year	1-2 years	2-3 years	
Undisputed							
(i) Considered good	-	-	75,358,536	1,223,458	-	-	76,581,993
(ii) Significant increase in credit risk	-	-	-	-	719,672	641,055	45,486,593
(iii) Credit impaired	-	-	-	-	-	-	2,122,329
Disputed							
(iv) Considered good	-	-	-	-	-	-	-
(v) Significant increase in credit risk	-	-	-	-	-	-	-
(vi) Credit impaired	-	-	-	-	-	-	-
Unbilled							
Total			<u>75,358,536</u>	<u>1,223,458</u>	<u>719,672</u>	<u>641,055</u>	<u>124,190,915</u>


As at 31 March 2021

Particulars	Unbilled	Not due	Outstanding for following periods from due date of payment				Total
			Less than 6 months	6 months - 1 year	1-2 years	2-3 years	
Undisputed							
(i) Considered good	-	-	76,964,624	223,027	-	-	77,187,651
(ii) Significant increase in credit risk	-	-	-	-	1,673,835	9,112,143	92,181,541
(iii) Credit impaired	-	-	-	-	-	-	2,122,329
Disputed							
(iv) Considered good	-	-	-	-	-	-	-
(v) Significant increase in credit risk	-	-	-	-	-	-	-
(vi) Credit impaired	-	-	-	-	-	-	-
Unbilled							
Total			<u>76,964,624</u>	<u>223,027</u>	<u>1,673,835</u>	<u>9,112,143</u>	<u>171,491,521</u>




[Handwritten signature]

5	Cash and bank balances	Mar 31, 2022 Rs.	Mar 31, 2021 Rs.
	Cash and cash equivalents		
	Cash on hand	8,970.00	26,105.00
	Balances with banks		
	On current accounts	125,452,026	201,460,216
	In deposit account (with maturity less than three months)	-	-
		125,460,996	201,486,321
5A	Bank Balances other than Cash & Cash equivalents above	Mar 31, 2022 Rs.	Mar 31, 2021 Rs.
	In deposit account (with maturity more than three months but less than 12 months)	30,000,000.00	-
		30,000,000.00	-
6	Other Financial Assets	Mar 31, 2022 Rs.	Mar 31, 2021 Rs.
	Unsecured, considered good		
	Unbilled Revenue	42,257,006	32,287,667
	Expenses Recoverable	-	-
		42,257,006	32,287,667
7	Other Current Assets (Unsecured, considered good)	Mar 31, 2022 Rs.	Mar 31, 2021 Rs.
	Advance to suppliers/others	6,432,432	27,982,916
	Advance to others	57,332,863	30,230,548
	Advance tax	20,392,940	29,930,753
	Deposit against VAT demand	41,473,839	41,473,839
	Prepaid Expenses	2,782,216	1,650,400
	MAT Credit Entitlement	53,722	1,184,076
	Accrued Interest on FDR's	108,000	-
		2,637,099	3,595,320
	Balances with statutory authorities		
		131,213,112	136,047,853
8	Share capital	Mar 31, 2022 Rs.	Mar 31, 2021 Rs.
	Authorised share capital		
	10,000 (Previous year: 10,000) equity shares of ` 10 each	100,000	100,000
	Total authorised capital	100,000	100,000
	Issued, Subscribed and Paid up		
	10,000 (Previous year: 10,000) equity shares of ` 10 each	100,000	100,000
	Total paid up capital	100,000	100,000



[Handwritten signature]

[Handwritten signature]



(i) Reconciliation of number of shares outstanding as on 31.03.2018

Particulars		Mar 31, 2022	Mar 31, 2021
Balance at the beginning of the year	Nos.	10,000	10,000
Issued during the year	Nos.	-	-
Balance at the end of the year	Nos.	10,000	10,000

(ii) Rights, Preferences and Restrictions attached to equity shares

The Company has one class of equity shares having a par value of Rs. 10 per share. Each shareholder is eligible for one vote per share held. The dividend, if any proposed by the Board of Directors is subject to the approval of the shareholders in the ensuing Annual General Meeting. In the event of liquidation, the equity shareholders are eligible to receive the remaining assets of the Company after distribution of all preferential amounts, if any, in proportion to their shareholding.

(iii) Shares held by Holding Company:

The details of equity shares held by holding company are as under :


Particulars		Mar 31, 2022	Mar 31, 2021
Siti Networks Limited	Nos	5,100	5,100
	%	51.00	51.00

(iv) Shareholders holding more than 5% of total equity shares

Particulars		Mar 31, 2022	Mar 31, 2021
Siti Networks Limited	Nos.	5,100	5,100
% of total Shares	%	51.00	51.00
% change during the year		Nil	Nil
Krishan Mohan Rao Dandamudi	Nos.	2,450	2,450
% of total Shares	%	24.50	24.50
% change during the year		Nil	Nil
Potluri Sai Babu	Nos.	2,450	2,450
% of total Shares	%	24.50	24.50
% change during the year		Nil	Nil


9 Other Equity

	Mar 31, 2022	Mar 31, 2021
	Rs.	Rs.
Retained Earnings		
Balance at the beginning of the year	26,829,481	37,651,503
Previous year MAT Credit Entitlement	-	257,312
Change in Equity	-	-
Add: Profit/(Loss) for the year	(49,959,245)	(11,079,335)
Balances as at the end of the year (A)	(23,129,764)	26,829,481
Others		
Transfer from Deferred Activation Revenue	-	-
Balances as at the end of the year (B)	-	-
Other Comprehensive income		
Balance at the beginning of the year	175,794	(58,236)
Other comprehensive income -Gratuity/Leave Encashment	201,756	234,030
Balances as at the end of the year (C)	377,550	175,794
Balances as at the end of the year (A+B+C)	(22,752,214)	27,005,275



[Handwritten signature]

[Handwritten signature]



10 Long-term borrowings

(a) Term loans from banks
(Secured)

HDFC Bank Car Loan
*Terms of Repayment: 36
Monthly Installments
*Rate of Interest: 9.50%

Total

	Mar 31, 2022 Rs.	Mar 31, 2021 Rs.
	-	-
	-	-
	-	-
	-	-

(b) Unsecured Optionally
Convertible Debentures (OCD)
issued to holding company

744900000 (744900000) No. of OCDs of Rs.1/- each
Less: Transfer to equity
Add: Interest Accrued for the year
At the end of the year

	744,900,000	744,900,000
	-	-
	-	-
	744,900,000	744,900,000

Terms & Conditions:

The term of OCD shall be 20 years from the date or option exercised by company /Debenture Holders ,whichever is earlier.

- The Company or the Debenture holder have an option either to redeem or to convert the one OCD into Equity shares of such no. within a period of 20 Years.

Each OCD shall be converted into such number of equity shares/preference shares of the face value of Rs.10 each calculated at fair market value as on the date of issue of OCDs.

-The OCDs issued are Unsecured Debentures and are non marketable.

The OCDs would carry an interest @0.01% p.a. Which shall be cumulative and payable only at the time of conversion and/or redemption.

(c) Loans and advances from
Directors/Related parties-
Unsecured

*Terms of Repayment: Not Specified

* Rate of interest: Nil

Total Long term Loan (A+B+C)



	-	-
	-	-
	744,900,000	744,900,000

11 Provisions

Provision for employee benefits
(Refer Note 31)

Provision for gratuity
Provision for compensated
absences

	Mar 31, 2022 Rs.	Mar 31, 2021 Rs.
	746,233	585,673
	454,747	405,144
	1,200,980	990,817



12 **Deferred tax Asset (net)**

Deferred tax liability

Fixed assets: Impact of difference between tax depreciation and depreciation/ amortization charged for the financial reporting

Others

Gross deferred tax liability

Deferred tax asset

Fixed assets: Impact of difference between tax depreciation and depreciation/ amortization charged for the financial reporting

Impact of expenditure charged to the statement of profit and loss in the current year but allowed for tax purposes on payment basis

Others

Gross deferred tax Assets

Net deferred tax Assets

Other Non-Cuttrrent Liabilities

13

Deferred Activation Revenue

14 **Trade payables**


Trade Payables - others

Trade payables - related parties


	Mar 31, 2022 Rs.	Mar 31, 2021 Rs.
	-	-
	-	-
	41,657,709	17,391,548
	1,152,157	1,105,624
	-	-
	42,809,866	18,497,172
	(42,809,866)	(18,497,172)

	Mar 31, 2022 Rs.	Mar 31, 2021 Rs.
	-	-
	-	-

	Mar 31, 2022 Rs.	Mar 31, 2021 Rs.
	207,017,050	267,466,684
	158,006,915	221,489,636
	365,023,966	488,956,320



[Handwritten signature]



As at 31 March 2022

Particulars	Unbilled	Not due	Outstanding for following periods from due date of payment			Total
			Less than 1 year	1-2 years	2-3 years	
i) MSME	-	-	-	-	-	-
ii) Others	85,918,658.61	-	127,829,880.74	9,037.00	7,018.15	151,259,371.21
iii) Dispute dues - MSME	-	-	-	-	-	-
iv) Dispute dues - Others	-	-	-	-	-	-
Total	85,918,658.61	-	127,829,880.74	9,037.00	7,018.15	365,023,965.71

As at 31 March 2021



Particulars	Unbilled	Not due	Outstanding for following periods from due date of payment			Total
			Less than 1 year	1-2 years	2-3 years	
i) MSME	-	-	-	-	-	-
ii) Others	105,925,812.12	-	159,307,368.06	7,018.15	165,499.38	223,550,622.16
iii) Dispute dues - MSME	-	-	-	-	-	-
iv) Dispute dues - Others	-	-	-	-	-	-
Total	105,925,812.12	-	159,307,368.06	7,018.15	165,499.38	488,956,319.87

15 Other Current Liabilities

	Mar 31, 2022	Mar 31, 2021
	Rs.	Rs.
Advances from customers	8,336,692	9,577,193
Payable for statutory liabilities	21,273,639	13,053,392
ESIC/PF/PT Payable	171,232	109,282
Bonus Payable	654,450	697,350
Others - Employee dues	705,865	359,765
Income billed in advance	37,661,879	41,842,854
Interest free Deposit received against STB	152,600	152,600
	68,956,358	65,792,436

16 Provisions

	Mar 31, 2022	Mar 31, 2021
	Rs.	Rs.
Liability for expenses	-	-
Liability for Gratuity	96,851	96,851
Liability for Leave Encashment	66,860	66,860
Provision for Taxation A/c	7,600,000	13,900,000
	7,763,711	14,063,711



A. M. S.


[Handwritten signature]

SITI SIRI DIGITAL NETWORK PVT LTD.**Summary of significant accounting policies and other explanatory information for the year ended March 31, 2022**

	Mar 31, 2022	Mar 31, 2021
	Rs.	Rs.
17 Revenue from operations		
Sale of services		
Digital income	1,063,386,461	1,137,943,572
Advertisement income	544,864	-
Carriage income	399,303,794	378,438,008
Sale of STB	76,813,909	43,859,113
	<u>1,540,049,029</u>	<u>1,560,240,693</u>
	<u>1,481,098,028</u>	
18 Other income		
Interest income on Bank deposits and other	13,075,645	12,695,953
Excess provisions written back	4,882	-
STB Repairing Charges Income AP	506,182	642,556
Digital Feed & Installation Charges	4,275,000	9,999,956
Other non-operating income	1,199	282,494
	<u>17,862,908</u>	<u>23,620,959</u>
19 Purchases of Traded Goods		
Purchase of STB	73,686,246	42,823,138
	<u>73,686,246</u>	<u>42,823,138</u>
20 Carriage Sharing, Pay Channel and Related Cost		
Pay Channel Expenses	1,037,598,062	987,820,535
	<u>1,037,598,062</u>	<u>987,820,535</u>




Adm



SITI SIRI DIGITAL NETWORK PVT LTD.

Summary of significant accounting policies and other explanatory information for the year ended March 31, 2022

	Mar 31, 2022	Mar 31, 2021
	Rs.	Rs.
21 Employee benefits expense		
Salaries and allowances	15,583,033	12,166,853
Contributions to provident and other funds	1,103,994	615,487
Employee benefits expenses	-	354,693
Bonus	-	697,350
Staff welfare expenses	131,951	97,247
	16,818,978	13,931,630
22 Finance costs		
Interest on late deposit of TDS/Service Tax/GST	4,804,268	46,487
Bank charges	63,968	49,355
Profit/Loss on fair valuation of OCD	-	-
Interest on secured/unsecured Loan	-	-
	4,868,236	95,842
23 Depreciation and amortisation expenses		
Depreciation of tangible assets (Refer note 12)	212,651,330	204,260,826
Amortisation of intangible assets (Refer note 13)	-	-
	212,651,330	204,260,826
24 Other expenses		
Rent	1,462,125	1,422,000
Rates and taxes	116,440	196,600
Communication expenses	640,396	677,310
Repairs and maintenance	-	-
- Network	1,291,170	1,762,243
- Others	425,413	384,105
Bandwidth Charges	37,560,148	35,693,073
Other Operational Expenses	32,257,769	24,234,006
Service Tax W/Off	-	27,315,924
Bad Debts	-	10,439,925
Business Promotion	-	45,251
Management Charges	-	87,418,286
Electricity and water charges	1,414,443	828,170
Legal, professional and consultancy charges	491,000	447,025
Printing and stationery	39,052	19,231
Travelling and conveyance expenses	611,460	305,782
Auditors' remuneration*	90,000	90,000
Commission on Collection	136,032,858	143,660,803
Commission to payment gateways	7,161,750	7,682,790
Office Expenses	278,376	322,127
Other operational cost	13,185,039	6,329,500
Exchange fluctuation loss (net)	20,234	94,317
Provision for Doubtful debts	-	1,296,329
Miscellaneous expenses	15,759	25,470
Excess Provision written off	-	417,384
	233,093,432	351,107,650
*Auditors' remuneration		
as an auditor	90,000	90,000
Limited review fees	40,000	40,000
for other services (certifications)	45,430	33,500
for reimbursement of expenses	-	-
	175,430	163,500



SITI SIRI DIGITAL NETWORK PVT LTD.

Summary of significant accounting policies and other explanatory information for the year ended March 31, 2022

25 Earnings per share

	Mar 31, 2022	March 31, 2020
	Rs.	Rs.
Loss attributable to equity shareholders	(49,959,245)	(11,079,335)
Number of weighted average equity shares		
Basic	10,000	10,000
Diluted	10,000	10,000
Effect of dilutive potential equity shares~		
Employee stock options	0	-
Warrants	0	-
Optionally fully convertible debentures	0	-
Nominal value of per equity share (`)	10	10
Profit/Loss per share after tax (`)		
Basic	(4,995.92)	(1,107.93)
Diluted	(4,995.92)	(1,107.93)

~Effect of potential equity shares being anti-dilutive has not been considered while calculating diluted weighted average equity shares and earnings per share.

(This space has been left blank intentionally)



A handwritten signature in black ink, appearing to be 'A. Kumar', written over a large, faint, stylized watermark or signature.

